

2017 IGCSE Results Analysis for Year 11

Award of the International Certificate in Education

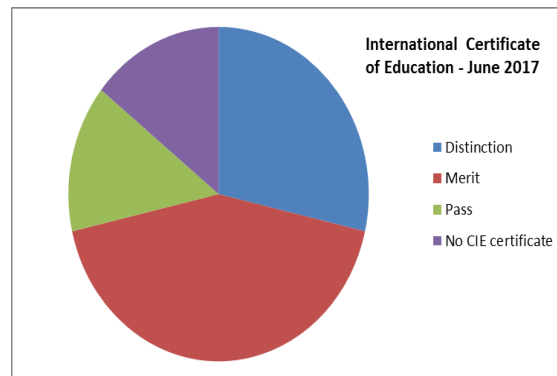
The Cambridge ICE certificate is a group award given at:

<i>Distinction</i>	Grade A/A* in five or more subjects
<i>Merit</i>	Grade A* to C in five or more subjects
<i>Pass</i>	Grade A* to G in seven subjects.

To qualify students must take at least seven subjects, including two from Group I and one or more from each of the other groups. This year 2 students did not have the correct combination and did not qualify for this award.

33% students achieved DISTINCTION in the International Certificate of Education / 5 A* - A
50% students achieved MERIT in the International Certificate of Education / 5 A* - C
16% students achieved PASS in the International Certificate of Education / 7 A* - G
2 students did not take the ICE due to subject choices

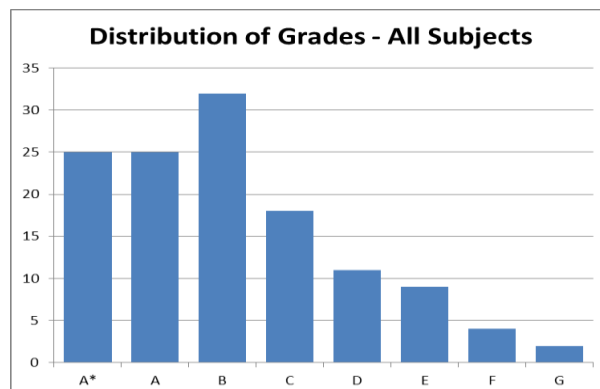
International Certificate of Education



Pass rates in English and Mathematics

91.6% of our students passed Mathematics with A*–C grades with 41.6% gaining A*/A grades
50% of Additional Mathematics students have a grade A*-C

All of our students but one took English as a First language with a 76.9 % pass rate (A*/C grades)
All of our students who took English Literature achieved A* or A grades.

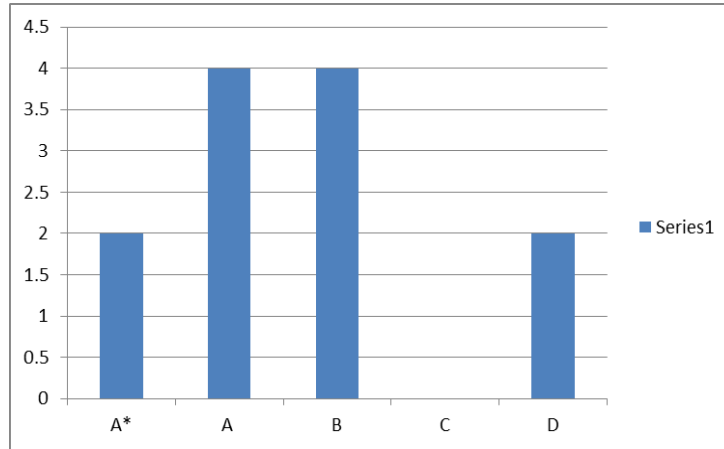


Subject Group Analysis

Grades and Pass rates in Languages

Foreign languages: French and Spanish First languages: English, Turkish and Russian
83.3% of all foreign language exams resulted in A*-C and 50% of these were awarded at A*/A

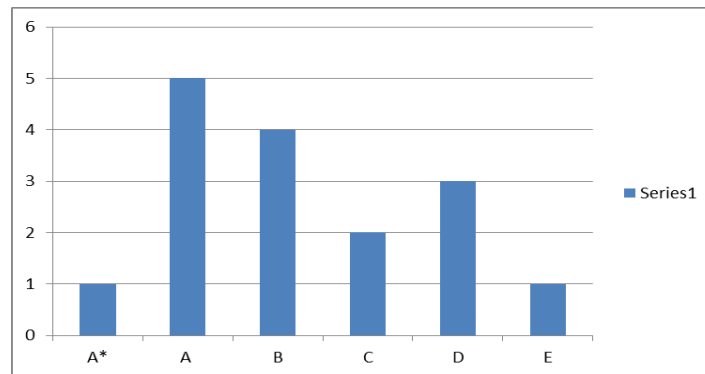
Grades Awarded in Foreign Languages



First languages: English, Turkish, Russian

75% of First language exams resulted in A*/C and 50% of these were awarded at A*/A

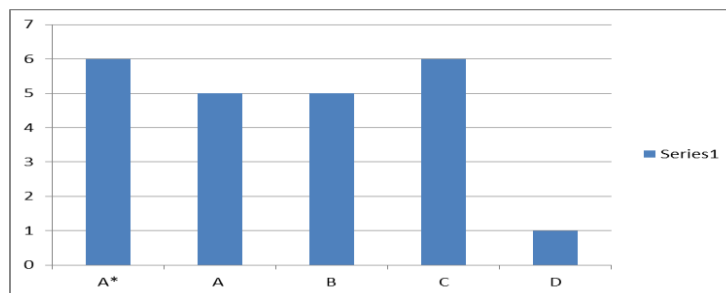
Grades Awarded in First Languages



Grades and Pass rates in Humanities & Social Sciences

History, Geography, Business Studies, Economics and Sociology
84.6 % of all exams in these subjects resulted in A*-C and 42% of these were awarded at A*/A

Grades Awarded in Humanities

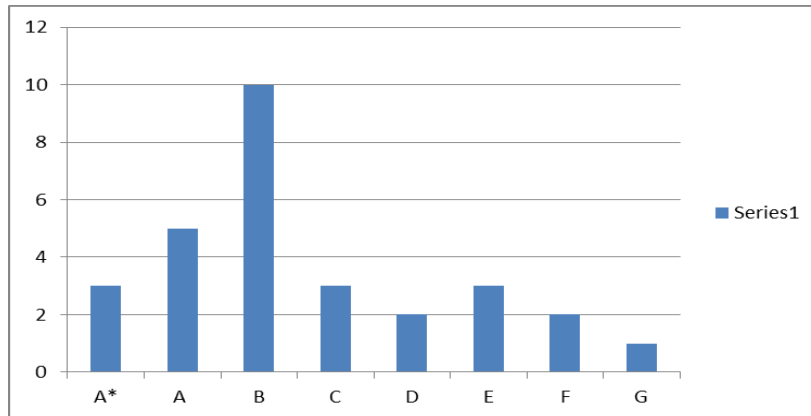


Grades and Pass rates in Science

Biology, Chemistry, Physics, ICT

72.4% of all exams in these subjects resulted in A*/C and 27.5% of these were awarded at A*/A

Grades Awarded in Science and ICT

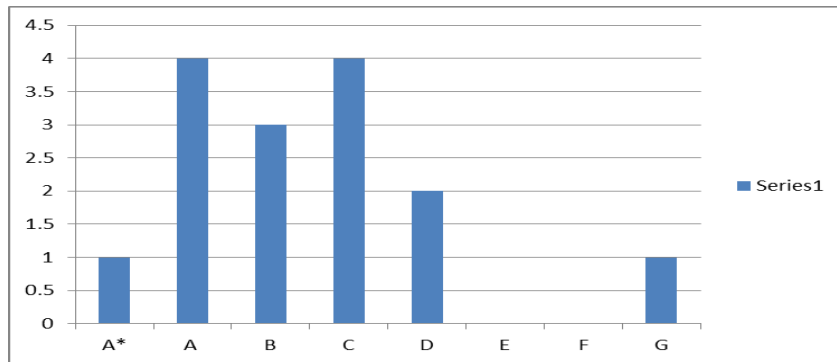


Grades and Pass rates in Mathematics

Mathematics and Additional Mathematics

80% of all exams in these subjects resulted in A*/C and 33.3% of these were awarded at A*/A

Grades Awarded in Mathematics

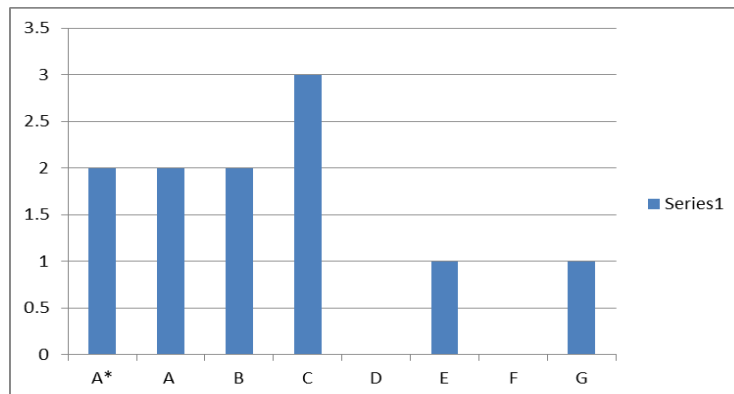


Grades and Pass rates in the Arts

Music, Drama, Art

81.8 % of all exams in these subjects resulted in A*/C and 36.3 % of these were awarded at A*/A

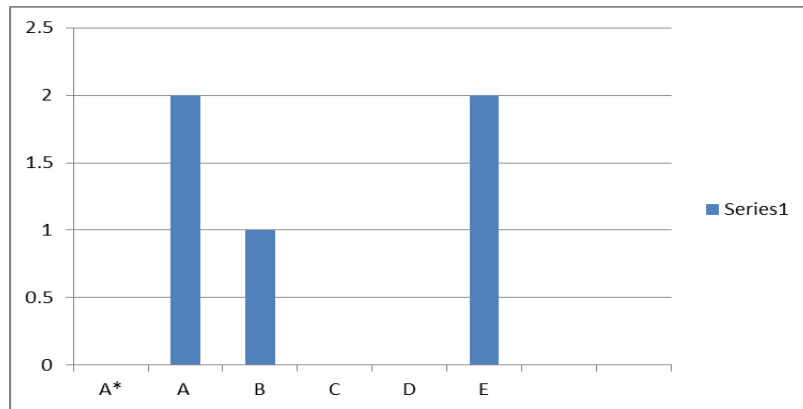
Grades Awarded in Art



Grades and Pass rates in Physical Education

60 % of all exams in these subjects resulted in A*/C and 40% of these were awarded at A*/A

Grades Awarded in PE



Our top students:

Melisa Ekin with 9 A*/A grades and 1 B grade
Jemma Ates with 8 A*/A grades and 2B grades
Emily Holdcroft with 7 A*/A and 2 B grades
Selin Cetin with 6 A*/A grades and 3 B grades
Nadia Klomp with 6 A*/A grades and 2B grades

78.8% pass rate where pass is measured as C or better
64% with 5 or more A* to C
64% with 5 or more A* to C including English and Maths
49 A* and A grades out of 123 exams (not including early entry results)
5 students gained 5 or more A* and A grades

2017 IGCSE Results Analysis for Early entry

Year 10 Early Entry

Grades and Pass rates in English as a Second Language

This was taken at Core and Extended level

100% of the students achieved a A*/C grade in this examination.

Grades and Pass rates in Foreign Languages

These are students who take exams in their home language.

100% of students achieved A*/C

This year we had two students taking a Foreign Language one year early and they both achieved an A*

Grades and Pass rates in Mathematics

These are students taking Extended level Mathematics a year early
100% of students achieved A* /C grades with 66.6% A*/A grades

Early Entry IGCSE grades

